



meps (international) Ltd.

Click the icon to extract the Excel version.



REPORT

MEPS (INTERNATIONAL) LTD
263 Glossop Road, Sheffield S10 2GZ, England. Tel: (0114) 275 0570 Fax: (0114) 275 9808
E.mail: subs@meps.co.uk Web Site: www.meps.co.uk

SECTIONS AND BEAMS

SECTIONS AND BEAMS		('000 tonnes)							
	Actual			Forecast			Year		
	Q1/08	Q2/08	Q3/08	Q4/08	Q1/09	Q2/09	Q3/09	2008	2009
PRODUCTION (as finished product)									
EU-15 (E)	---	---	---	---	---	---	---	---	---
Japan	---	---	---	---	---	---	---	---	---
South Korea	---	---	---	---	---	---	---	---	---
Taiwan China	---	---	---	---	---	---	---	---	---
Brazil	---	---	---	---	---	---	---	---	---
SHIPMENTS									
USA	---	---	---	---	---	---	---	---	---
Canada	---	---	---	---	---	---	---	---	---
China	---	---	---	---	---	---	---	---	---
IMPORTS									
EU-15	---	---	---	---	---	---	---	---	---
Japan	---	---	---	---	---	---	---	---	---
South Korea	---	---	---	---	---	---	---	---	---
Taiwan China	---	---	---	---	---	---	---	---	---
Brazil	---	---	---	---	---	---	---	---	---
USA	---	---	---	---	---	---	---	---	---
Canada	---	---	---	---	---	---	---	---	---
China	---	---	---	---	---	---	---	---	---
EXPORTS									
EU-15	---	---	---	---	---	---	---	---	---
Japan	---	---	---	---	---	---	---	---	---
South Korea	---	---	---	---	---	---	---	---	---
Taiwan China	---	---	---	---	---	---	---	---	---
Brazil	---	---	---	---	---	---	---	---	---
USA	---	---	---	---	---	---	---	---	---
Canada	---	---	---	---	---	---	---	---	---
China	---	---	---	---	---	---	---	---	---
APPARENT CONSUMPTION									
EU-15	---	---	---	---	---	---	---	---	---
Japan	---	---	---	---	---	---	---	---	---
South Korea	---	---	---	---	---	---	---	---	---
Taiwan China	---	---	---	---	---	---	---	---	---
Brazil	---	---	---	---	---	---	---	---	---
USA	---	---	---	---	---	---	---	---	---
Canada	---	---	---	---	---	---	---	---	---
China	---	---	---	---	---	---	---	---	---

SOURCE: KOSA, IBS, AISI, CANSTAT, JISF, TSIIA, OFFICIAL STATISTICS AND MEPS ESTIMATES

TRADE:- ISSB - OFFICIAL STATISTICS

NOTE: E = ESTIMATE BASED ON LATEST AVAILABLE DATA

EUROPEAN UNION – 15

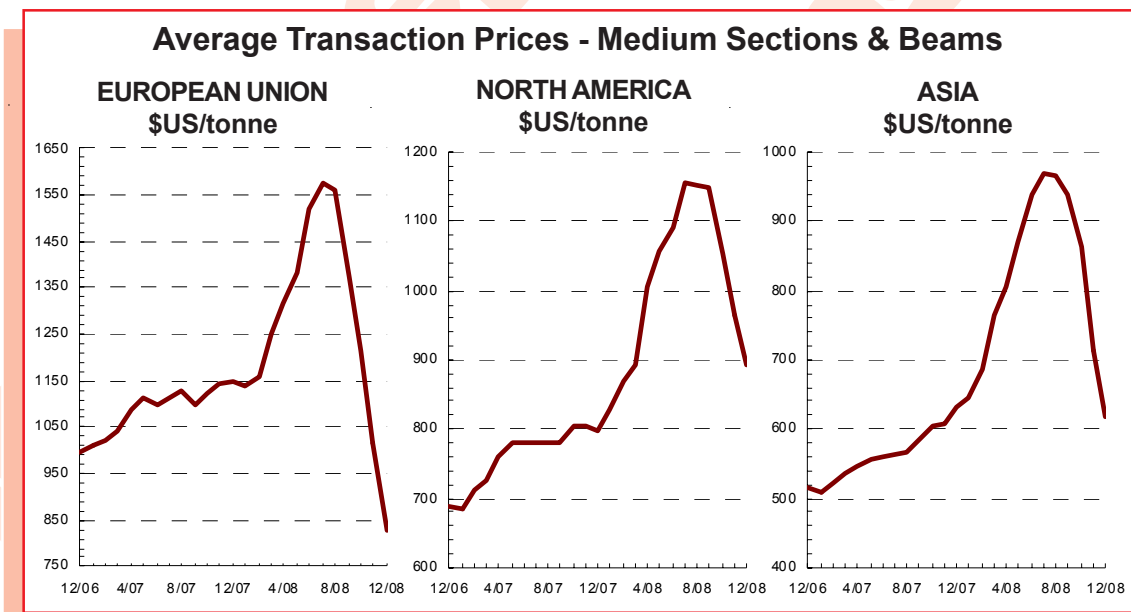
Commentary.....

AMERICAS

Commentary.....

ASIA

Commentary.....



Europe and Asia: 240 x 240mm H Beam.
North America: 10 x 10 inches wide flange beam.

WIRE ROD

WIRE ROD	('000 tonnes)								
	Actual			Forecast			Year		
	Q1/08	Q2/08	Q3/08	Q4/08	Q1/09	Q2/09	Q3/09	2008	2009
PRODUCTION (as finished product)									
EU-15 (E)	---	---	---	---	---	---	---	---	---
Japan	---	---	---	---	---	---	---	---	---
South Korea	---	---	---	---	---	---	---	---	---
Taiwan China	---	---	---	---	---	---	---	---	---
Brazil	---	---	---	---	---	---	---	---	---
SHIPMENTS									
USA	---	---	---	---	---	---	---	---	---
Canada	---	---	---	---	---	---	---	---	---
China	---	---	---	---	---	---	---	---	---
IMPORTS									
EU-15	---	---	---	---	---	---	---	---	---
Japan	---	---	---	---	---	---	---	---	---
South Korea	---	---	---	---	---	---	---	---	---
Taiwan China	---	---	---	---	---	---	---	---	---
Brazil	---	---	---	---	---	---	---	---	---
USA	---	---	---	---	---	---	---	---	---
Canada	---	---	---	---	---	---	---	---	---
China	---	---	---	---	---	---	---	---	---
EXPORTS									
EU-15	---	---	---	---	---	---	---	---	---
Japan	---	---	---	---	---	---	---	---	---
South Korea	---	---	---	---	---	---	---	---	---
Taiwan China	---	---	---	---	---	---	---	---	---
Brazil	---	---	---	---	---	---	---	---	---
USA	---	---	---	---	---	---	---	---	---
Canada	---	---	---	---	---	---	---	---	---
China	---	---	---	---	---	---	---	---	---
APPARENT CONSUMPTION									
EU-15	---	---	---	---	---	---	---	---	---
Japan	---	---	---	---	---	---	---	---	---
South Korea	---	---	---	---	---	---	---	---	---
Taiwan China	---	---	---	---	---	---	---	---	---
Brazil	---	---	---	---	---	---	---	---	---
USA	---	---	---	---	---	---	---	---	---
Canada	---	---	---	---	---	---	---	---	---
China	---	---	---	---	---	---	---	---	---

SOURCE: KOSA, IBS, AISI, CANSTAT, JISF, TSIIA, OFFICIAL STATISTICS AND MEPS ESTIMATES

TRADE:- ISSB - OFFICIAL STATISTICS

NOTE: E = ESTIMATE BASED ON LATEST AVAILABLE DATA

EUROPEAN UNION – 15

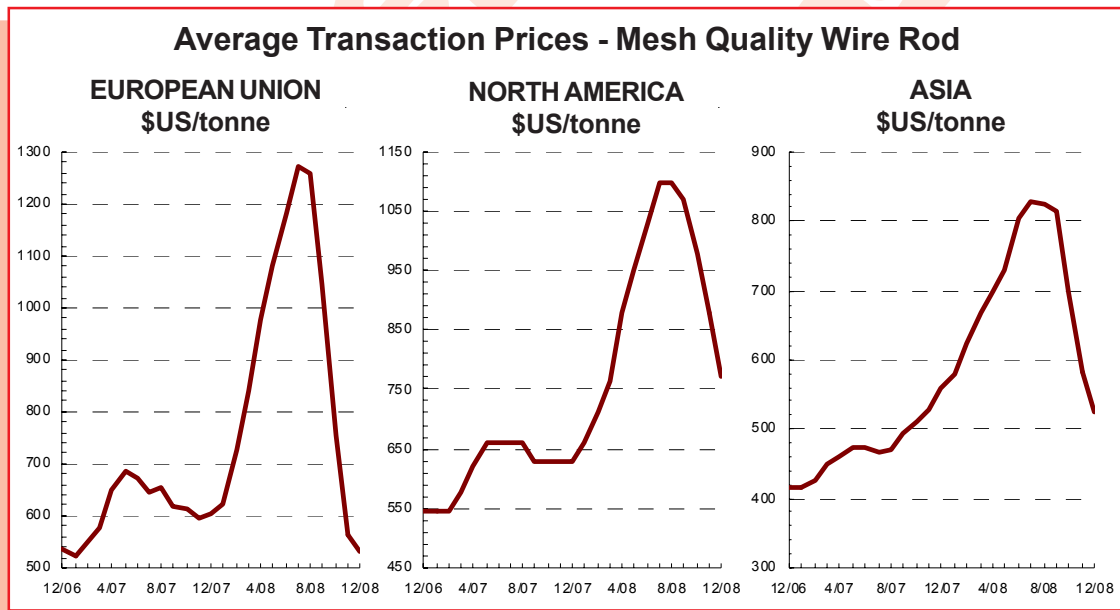
Commentary.....

AMERICAS

Commentary.....

ASIA

Commentary.....



Europe and Asia: 8-12mm. diameter.
North America: 0.31-0.5 inches diameter.

REINFORCING BAR

REINFORCING BAR								('000 tonnes)	
	Actual			Forecast			Year		
	Q1/08	Q2/08	Q3/08	Q4/08	Q1/09	Q2/09	Q3/09	2008	2009
PRODUCTION (as finished product)									
EU-15 (E)	---	---	---	---	---	---	---	---	---
Japan	---	---	---	---	---	---	---	---	---
South Korea	---	---	---	---	---	---	---	---	---
Taiwan China	---	---	---	---	---	---	---	---	---
Brazil	---	---	---	---	---	---	---	---	---
SHIPMENTS									
USA	---	---	---	---	---	---	---	---	---
Canada	---	---	---	---	---	---	---	---	---
China	---	---	---	---	---	---	---	---	---
IMPORTS									
EU-15	---	---	---	---	---	---	---	---	---
Japan	---	---	---	---	---	---	---	---	---
South Korea	---	---	---	---	---	---	---	---	---
Taiwan China	---	---	---	---	---	---	---	---	---
Brazil	---	---	---	---	---	---	---	---	---
USA	---	---	---	---	---	---	---	---	---
Canada	---	---	---	---	---	---	---	---	---
China	---	---	---	---	---	---	---	---	---
EXPORTS									
EU-15	---	---	---	---	---	---	---	---	---
Japan	---	---	---	---	---	---	---	---	---
South Korea	---	---	---	---	---	---	---	---	---
Taiwan China	---	---	---	---	---	---	---	---	---
Brazil	---	---	---	---	---	---	---	---	---
USA	---	---	---	---	---	---	---	---	---
Canada	---	---	---	---	---	---	---	---	---
China	---	---	---	---	---	---	---	---	---
APPARENT CONSUMPTION									
EU-15	---	---	---	---	---	---	---	---	---
Japan	---	---	---	---	---	---	---	---	---
South Korea	---	---	---	---	---	---	---	---	---
Taiwan China	---	---	---	---	---	---	---	---	---
Brazil	---	---	---	---	---	---	---	---	---
USA	---	---	---	---	---	---	---	---	---
Canada	---	---	---	---	---	---	---	---	---
China	---	---	---	---	---	---	---	---	---

SOURCE: KOSA, IBS, AISI, CANSTAT, JISF, TSIIA, OFFICIAL STATISTICS AND MEPS ESTIMATES

TRADE:- ISSB - OFFICIAL STATISTICS

NOTE: E = ESTIMATE BASED ON LATEST AVAILABLE DATA

EUROPEAN UNION – 15

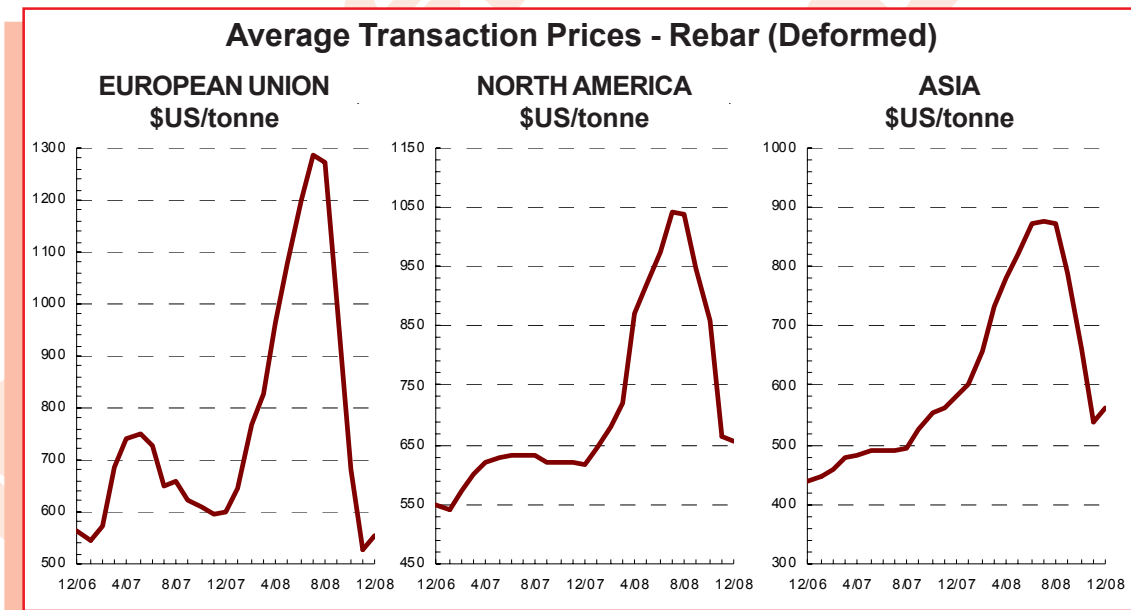
Commentary.....

AMERICAS

Commentary.....

ASIA

Commentary.....



Europe and Asia: 16-20mm diameter.
North America: #6 (0.75 inches diameter).

MERCHANT BAR

MERCHANT BAR		('000 tonnes)							
	Actual			Forecast				Year	
	Q1/08	Q2/08	Q3/08	Q4/08	Q1/09	Q2/09	Q3/09	2008	2009
PRODUCTION (as finished product)									
EU-15 (E)	---	---	---	---	---	---	---	---	---
Japan	---	---	---	---	---	---	---	---	---
South Korea	---	---	---	---	---	---	---	---	---
Taiwan China	---	---	---	---	---	---	---	---	---
Brazil	---	---	---	---	---	---	---	---	---
SHIPMENTS									
USA	---	---	---	---	---	---	---	---	---
Canada	---	---	---	---	---	---	---	---	---
China	---	---	---	---	---	---	---	---	---
IMPORTS									
EU-15	---	---	---	---	---	---	---	---	---
Japan	---	---	---	---	---	---	---	---	---
South Korea	---	---	---	---	---	---	---	---	---
Taiwan China	---	---	---	---	---	---	---	---	---
Brazil	---	---	---	---	---	---	---	---	---
USA	---	---	---	---	---	---	---	---	---
Canada	---	---	---	---	---	---	---	---	---
China	---	---	---	---	---	---	---	---	---
EXPORTS									
EU-15	---	---	---	---	---	---	---	---	---
Japan	---	---	---	---	---	---	---	---	---
South Korea	---	---	---	---	---	---	---	---	---
Taiwan China	---	---	---	---	---	---	---	---	---
Brazil	---	---	---	---	---	---	---	---	---
USA	---	---	---	---	---	---	---	---	---
Canada	---	---	---	---	---	---	---	---	---
China	---	---	---	---	---	---	---	---	---
APPARENT CONSUMPTION									
EU-15	---	---	---	---	---	---	---	---	---
Japan	---	---	---	---	---	---	---	---	---
South Korea	---	---	---	---	---	---	---	---	---
Taiwan China	---	---	---	---	---	---	---	---	---
Brazil	---	---	---	---	---	---	---	---	---
USA	---	---	---	---	---	---	---	---	---
Canada	---	---	---	---	---	---	---	---	---
China	---	---	---	---	---	---	---	---	---

SOURCE: KOSA, IBS, AISI, CANSTAT, JISF, TSIIA, OFFICIAL STATISTICS AND MEPS ESTIMATES

TRADE:- ISSB - OFFICIAL STATISTICS

NOTE: E = ESTIMATE BASED ON LATEST AVAILABLE DATA.

EUROPEAN UNION – 15

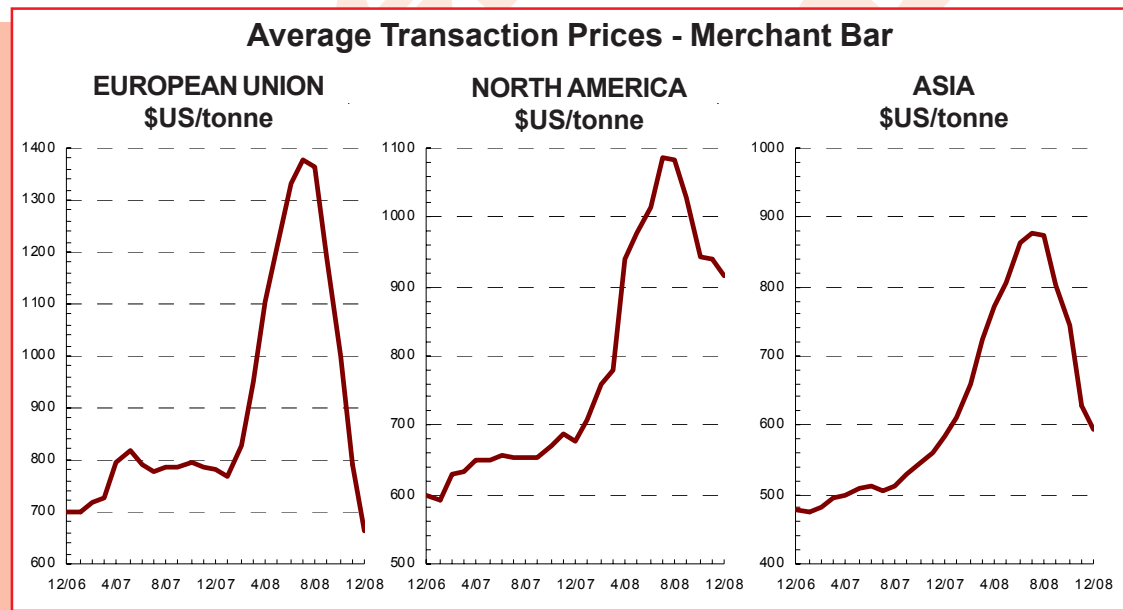
Commentary.....

AMERICAS

Commentary.....

ASIA

Commentary.....



Europe and Asia: 50 x 50mm x 6mm equal angle.
North America: 2 x 2 inches x 0.25 inches equal angle.

DEFINITIONS

HOT ROLLED STRIP:

Hot rolled wide and narrow strip/sheet, for sale by the producers, destined for direct use or further processing outside the factory of origin.

HOT ROLLED PLATE:

Products of thickness >3mm, and width >600mm in cut lengths.

COLD ROLLED SHEETS: (Excluding Electrical Sheet)

Cold rolled products of thickness <3mm and width >500mm, in cut lengths or coils, destined for direct use in original form (i.e. not for use as substrate for further coating inside the factory of origin).

ZINC COATED SHEETS:

Sheets of width >500mm in cut lengths or coils, having a hot or cold rolled substrate base with the application on one or both sides with a zinc coating.

ELECTRICAL SHEET:

Silicon electrical grades, cold rolled as non oriented and grain oriented sheets.

TIN MILL PRODUCTS:

Cold rolled sheet from a tin mill for subsequent coating with tin or chromium oxide.

SECTIONS AND BEAMS:

Medium and heavy structural sections and wide flanged beams >80mm wide. Also includes sheet piling.

WIRE ROD:

Hot rolled wire rod, wound in irregularly sized coils - including concrete reinforcing bars sold in coils.

CONCRETE REINFORCING BARS:

In sizes >5mm having a uniform surface, crenellated or ribbed and intended for reinforcement of concrete, including straightened wire rod. Reinforcing bars in coils are not included.

MERCHANT BARS:

Small structural sections <80mm and bars in all sizes.

SHIPMENTS AND CONSUMPTION:

US and Canada - statistics relate to carbon grades. Chinese statistics relate to ordinary steels.

PRODUCTION:

EU and Brazil statistics include all grades of steel. South Korean, Japanese and Taiwanese data relates to ordinary steels.

TRADE:

Includes all trade with third countries.

NEGOTIATED AVERAGE TRANSACTION PRICES:

Regional prices are derived from an average of country data collected in an area - ex mill for forward delivery to their domestic/local markets. All prices converted to US dollars at the exchange rate at the start of the relevant month.